



# factbook<sup>2008</sup>

A closer look at Flanders



## Flanders in numbers



Flanders: small but economically very active

	Flanders	Belgium
Capital	Brussels	Brussels
Language	Dutch	Dutch, French, German
Area	13,522 km <sup>2</sup>	30,528 km <sup>2</sup>
Population (2007)	6.117.440	10.584.534
Number of companies (2008)*	509.302	843.633
Currency	euro (EUR)	euro (EUR)

Source: Research Division of the Flemish Government

\* Numbers for June 2008, as released by Graydon



## Europe's best business location

- Strategic location
- Prime infrastructure with seamless interchanges and market access
- Business-friendly climate from square one
- Sufficiently large pool of productive and highly qualified workers
- Streamlined customs procedures
- Premises suited to every requirement
- World-class business environment
- High standard of living

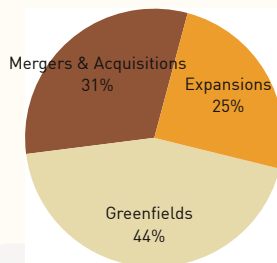
Flanders Investment & Trade encourages foreign companies to invest in Flanders by advertising the region's assets around the world.

## Foreign direct investments in Flanders (2007)

### Number of companies that invested in Flanders

	2007
Total number of projects	154
Total number of jobs	3.766
Total amount in EUR billion	1,37

### Investment projects by type



In 2007 the number of foreign investments in Flanders continued to grow.



## Biggest investors in Flanders

Top 10 countries of origin (in 2007, total= 100)

	COUNTRIES	%
1	USA	22,8
2	Netherlands	16,9
3	UK	9,1
4	Germany	5,8
5	France	5,2
6	Sweden	5,2
7	Japan	4,6
8	India	3,9
9	China	3,9
10	Denmark	3,2

Especially American investors are making their way to Flanders. And, of course, our neighbours, the Netherlands, UK, Germany and France, have traditionally invested heavily in our region.

## Most attractive sectors

Top 10 sectors (in 2007, total = 100)

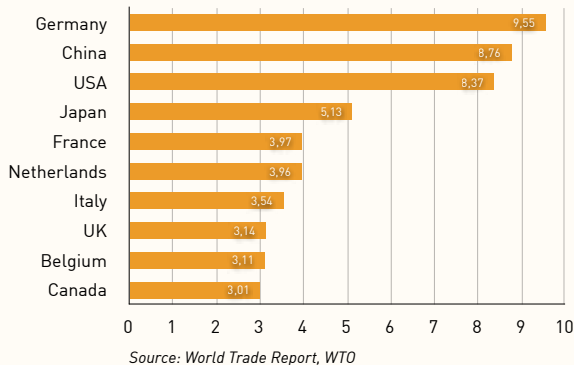
	SECTOR	%
1	Logistics & transportation	27,9
2	ICT	20,8
3	Chemicals, plastics and rubber	9,7
4	Food & beverages	9,1
5	Life sciences: biotech, pharmaceuticals and medical equipment	7,1
6	Business services	7,1
7	Automotive & parts	6,5
8	Machinery and equipment	5,2
9	Electrical and electronic equipment, energy	3,2
10	Metal	2,6

Flanders' position is especially strong in logistics, chemicals and knowledge sectors such as ICT, while our advantages for companies from the transportation and automotive sectors are known the world over.



## Export-oriented region

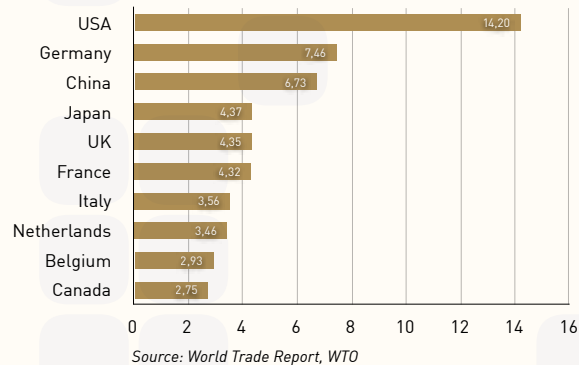
Top 10 exporters of goods (2007, share as % of world total)



Not only does Belgium rank among the world's top 10 exporters in total value, its per capita export figure is also among the highest in the world.

## And a big importer, too

Top 10 importers of goods (2007, share as % of world total)

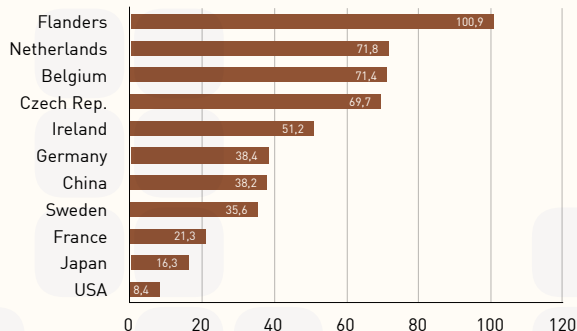


Acting as a hub for Europe, Belgium is also one of the top 10 importers in the world.



## European hub

Export Rate 2007 Flanders and its main trading partners\*



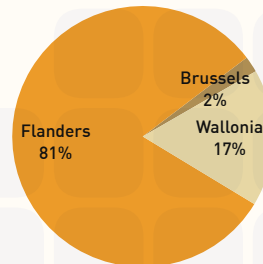
SOURCE: E.I.U., INR (NBB), data processed by Flanders Investment & Trade

\*export as % of GDP

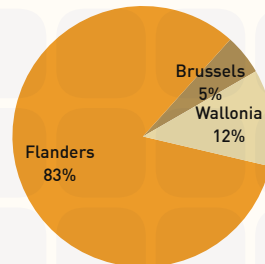
While Flanders occupies a very strong export position within Europe, its exports to new emerging countries are also growing.

## Flanders: focused on foreign markets since the Middle Ages

Regional distribution of Belgian exports



Regional distribution of Belgian imports



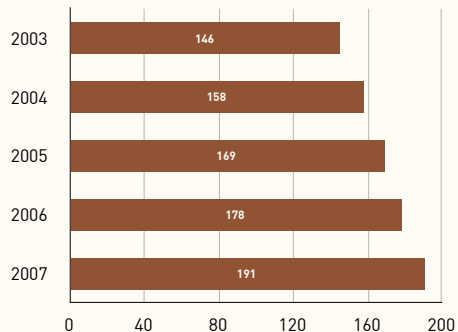
Source: Institute for the National Accounts (National Bank of Belgium)

Flanders also has the lion's share of the import pie.



## Steady export growth

Total Flemish exports (in € billion)

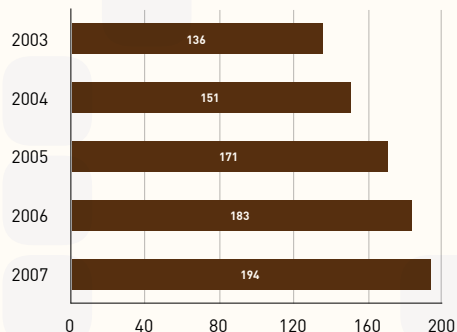


Source: Institute for the National Accounts (National Bank of Belgium)

In 2007, Flemish exports increased for the fifth year in a row.

## And continued growth in imports

Total Flemish imports (in € billion)



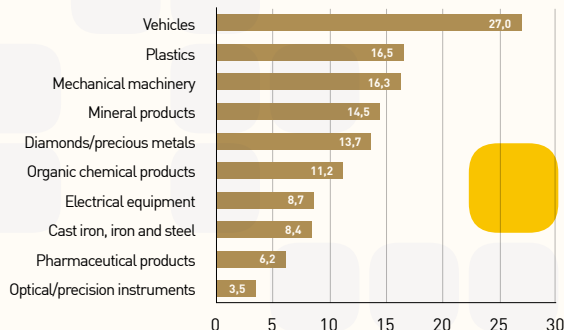
Source: Institute for the National Accounts (National Bank of Belgium)

Flanders' import figures also continue to rise.



## Strong sectors

Top 10 Flemish export products (2007, in € billion)

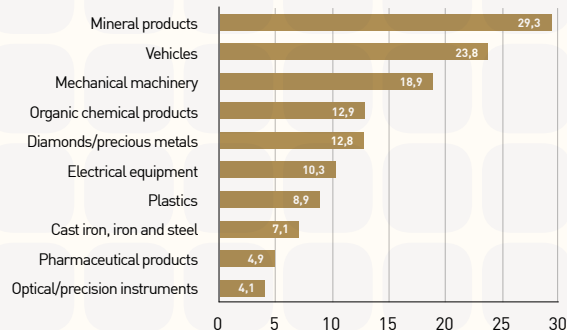


Source: Institute for the National Accounts (National Bank of Belgium)

Vehicles, plastics, machinery, mineral products, diamonds and precious metals – these are at the heart of Flanders' export success. However, the chart shows we are doing well in other product groups, too.

## Product groups in high demand

Top 10 Flemish import products (2007, in € billion)



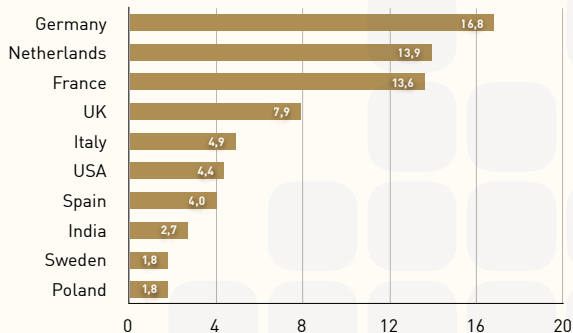
Source: Institute for the National Accounts (National Bank of Belgium)

Mineral products, vehicles, machinery, chemicals – the same product groups also belong to our top 10 imports.



## Gateway to Europe

Top 10 Flemish export markets (2007, as % of total)

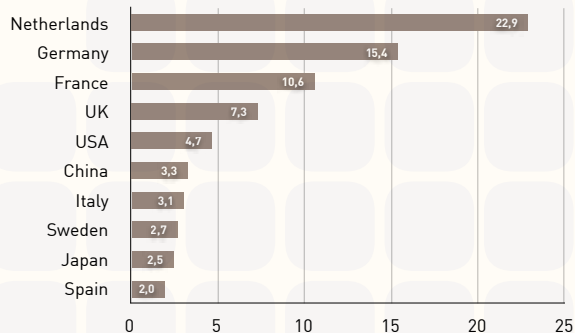


Source: Institute for the National Accounts (National Bank of Belgium)

Centrally located, Flanders is a major gateway to prosperous Europe.

## Our major suppliers

Top 10 Flemish suppliers (2007, as % of total)



Source: Institute for the National Accounts (National Bank of Belgium)

The neighbouring countries are Flanders' major suppliers, but the US and several other countries also play a significant role.



## Like to know more?

One agency for all your questions



### Flanders Investment & Trade

Government of Flanders - Belgium

Gaucheretstraat 90  
B-1030 Brussels, Belgium

T +32 2 504 87 11

F +32 2 504 88 99

info@fitagency.com

[www.flandersinvestmentandtrade.com](http://www.flandersinvestmentandtrade.com)



## Flanders Investment & Trade

- Supports international business activities
- Encourages foreign investment
- Promotes sustainable and ethical business development
- Offers its clients superior service





## Near Flemish companies

Flanders Investment & Trade has offices in all the Flemish provinces. From here we offer support and encouragement to Flemish companies involved in economic activities abroad.

### Antwerp

Lange Lozanastraat 223, bus 3, 2600 Antwerpen  
T 03 260 87 22 | F 03 260 87 27  
antwerpen@fitagency.be

### Limburg

Research Campus Hasselt  
Kempische Steenweg 305, bus 201, 3500 Hasselt  
T 011 29 20 80 | F 011 29 20 89  
limburg@fitagency.be

### East Flanders

Huis van de Economie  
Seminariestraat 2 | 9000 Gent  
T 09 267 40 80 | F 09 267 40 89  
oostvlaanderen@fitagency.be

### Flemish Brabant

Ubicenter 3 verd., Philipssite 5 | 3001 Leuven  
T 016 31 10 40 | F 016 31 10 49  
vlaamsbrabant@fitagency.be

### West Flanders

Jan Breydellaan 107 bus 1, 8200 Sint-Andries (Brugge)  
T 050 32 50 80 | F 050 32 50 89  
westvlaanderen@fitagency.be





## Present around the world



Flanders Investment & Trade supports Flemish companies around the world through its 90-city network of Flemish Economic Representatives and Trade Secretaries.



# Particulars

## Flanders Investment & Trade

- A public, arm's length agency of the Flemish Government
  - Area of responsibility: international business activities in and from Flanders
  - Established by decree on May 7, 2004
- Started operating pursuant to the decree of 01/07/05 (B.S. 15-07-05)
  - Framework: Administrative Regulation of 18/07/03
- Number of employees (FTE):
  - Flanders: 168
  - Abroad: 184
  - Total: 352
- International network in 2007:
  - Number of Flemish Economic Representatives: 55
  - Number of Technology Attachés: 3
  - Number of Trade Secretaries: 9
  - Number of FIT offices abroad: 66
  - Additional WAL-BRU offices: 22
- 2007 FIT budget: EUR 50,853,000